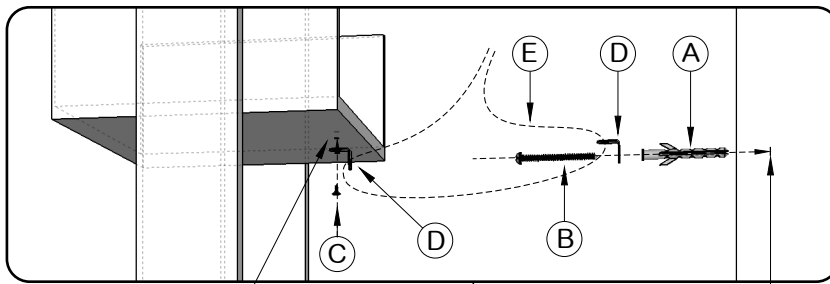


Thank you for buying 'Bookie' freestanding book storage.
Please follow the guidelines carefully.

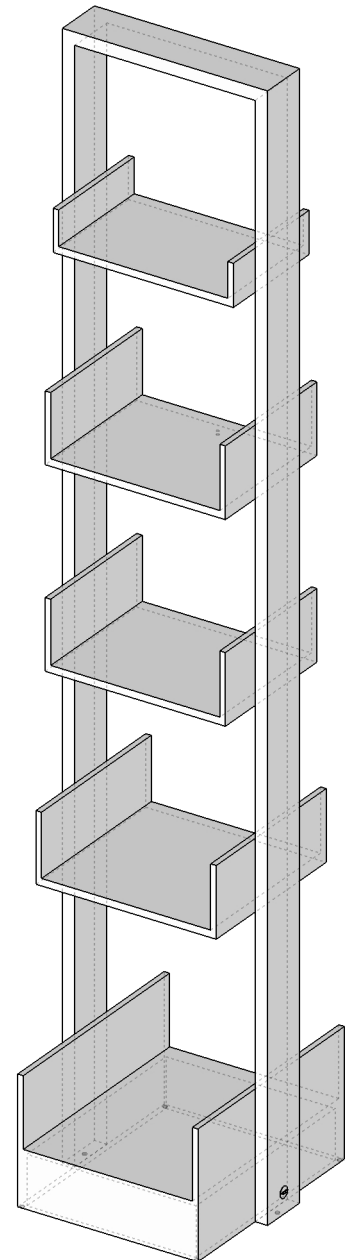
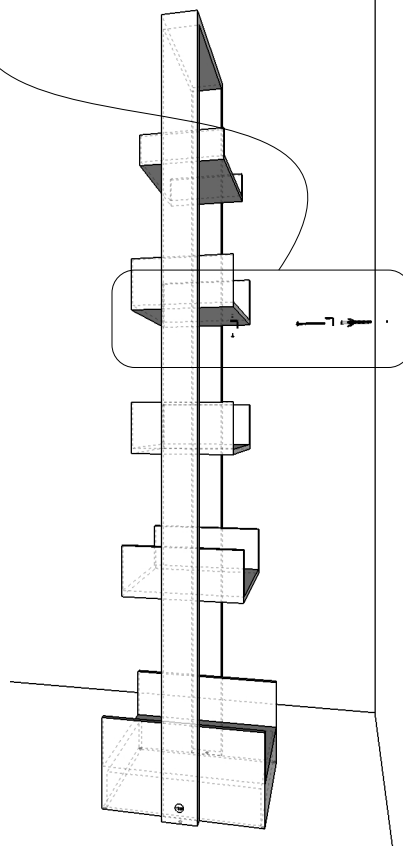
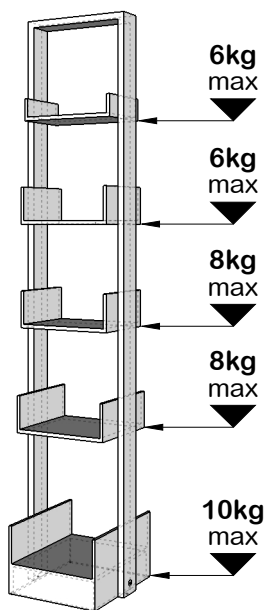
Anti tipover kit (optional):







bookie shelf hole

drilled wall hole

Diagram below shows maximum recommended load for each shelf. Check stability of loaded storage shelf unit before use.



Anti tipover kit (optional):

- (A) Wall plug x1 
- (B) Wall screw x1 
- (C) Wood screw x1 
- (D) Metal corner x2 
- (E) Zip band

Tools required (optional):

- Crosshead screwdriver
- Drill

Serious or fatal injuries can occur from furniture tipover.

To help prevent tipover:

- Install tipover restraint kit.
- Place heaviest items on the lower shelves.
- Load the lower shelves first.
- Do not set TV's or heavy items on this product.
- Never allow children to climb or hang from the shelves or side of this product.

Use of tipover restraint may only reduce but not remove the risk of tipover.