

Art. no. 04003523

LED light with remote control, set of 3

Operating instructions:

Activating the batteries:

Remove the battery protection film. (Fig. 1 to 3)

Fitting the batteries in the remote control:

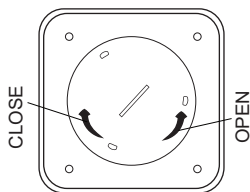


Fig. 1

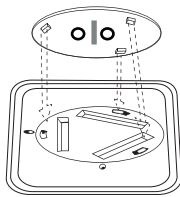


Fig. 2

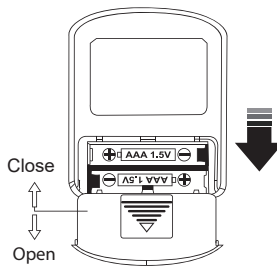


Fig. 3

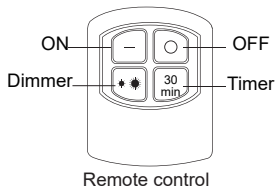


Fig. 4

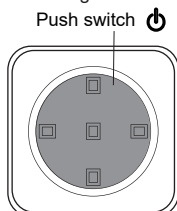


Fig. 5



Heitech Promotion GmbH
Krefelder Strasse 562
D-41066 Mönchengladbach
Tel.: +49 (0)2161 47763-0
Fax: +49 (0)2161 561746
heitech-promotion.de

Operation:

The lights can be switched on and off with the remote control (FR) or the push button once the batteries have been placed into the 3 lights and in the FR. (Fig. 1. to 3)

By pressing the FR button, all lights illuminate for a period of 30 minutes. (Fig. 4)

Press DIMMER once to dim the lights. (Fig. 4)

Mounting plate (Fig. 2) can be fixed with double-sided adhesive tape or with screws.



After the end of its service life, please take the device for proper disposal. Do not throw in the household waste; take the device to a collecting point for electrical and electronic equipment.



The batteries included must be disposed of separately. In the interests of environmental protection, please also ensure appropriate recycling of the packaging materials.

Packaging materials are raw materials and can be recycled. Your responsible administration will be glad to provide details of the addresses and opening hours of collection points.

