



CAR CHARGER USERS'S MANUAL

The smart item is a 7-in-1 car charger with safety hammer, belt cutter, alarm, torch and red flash-light. Moreover; it is a power bank with built-in battery which can be recharged by car and USB.

Suitable for

MP3, MP4, tablet, etc.



Mobile phone



Camera

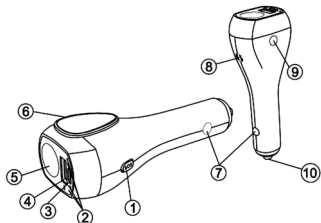


iPhone



iPad

PRODUCT DESCRIPTION



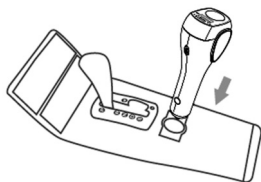
1. SOS button
2. Energy indicator (Blue)
3. Micro port (DC input)
4. USB port (DC output)
5. LED light
6. Safety Belt Cutter
7. Leaf spring
8. Alarm device
9. Capacity check / Torch button
10. Car charger plug & Safety Hammer

PRODUCT CHARACTERISTICS

- Size: 115.7 x 45 x 32.7mm
- Capacity of built-in battery: 2200mAh
- DC Input (Car charger): 12V~24V
- DC Input (USB): 5V/800mA
- DC Output (Car charger): 5V/2A
- DC Output (Power bank): 5V/1.5A
- Brightness of LED: 1W/130-140LM
- 3 modes of lightness: weak light & strong light & red flash light
- Charging time by USB: 3-4 hours
- Charging time by car cigarette: 3-4 hours
- Materials: ABS & Aluminium

PRODUCT USE

2 WAYS TO CHARGE THE BUILT-IN BATTERY

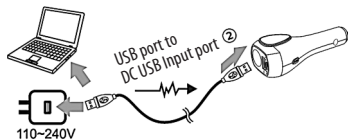


1. BY CAR CIGARETTE

- Step 1:** Plug the car charger into car cigarette, the blue working indicator will be lit up.
- Step 2:** Use the provided micro USB cable to connect your device and the car charger USB port.
- Step 3:** When it is charging, you can see the blue charging indicator from your device.
- Tips:** If you are using iPhone or iPad, please use your original cable to connect it.

2. BY USB

Use the micro USB cable that followed with the package to charge the product. Connect the micro USB to the DC input port of the car charger and connect it to a powered USB port in for example a PC. The blue indicator will start to flash if connected properly. If the battery is full, all four blue indicators will be lit.

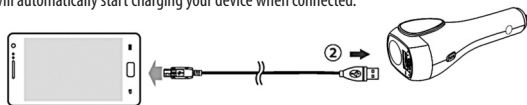


CHARGING YOUR MOBILE PHONE OR OTHER DIGITAL DEVICES

Use the micro USB cable to connect the charger with your desired device. The power indicator on your device will show when it is connected.

Note 1: If your device is an iPhone, please use your original cable.

Note 2: The product will automatically start charging your device when connected.



HIGHLIGHT TORCH WITH THREE LIGHTNING MODES



- Step 1:** Press the LED lamp switch about 1.5 seconds to turn on the weak LED torch;
- Step 2:** press again turn to be strong light;
- Step 3:** press again turn to be red flashing light;
- Step 4:** Then keep press the switch for about 1.5 seconds to turn off the torch.

Note: There are 3 versions of the torch, weak light, strong light, red flashing light by pressing the switch button (9) to choose your favorite version.

HOW THE SAFETY HAMMER WORKS

When locked in the car or encountered accident, you can use the safety hammer to break the car window and escape from the car. The safety hammer is hidden in the positive pole of plug, please hold the car charger in your hand and break the window, and then the glass will be broken.

Tips: Please hold the product directly face to the glasses, then use the instantly power of the wrist, it can break the car window glasses easily.



HOW THE SAFETY CUTTER WORKS



Cutting the seat belt escape in case of an accident. Please hold the plug part of the item and put the cutter on the seat belt and cut it back and forth (left picture), the seat belt will be cut off.

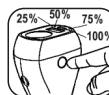
Cutting the seat belt escape in case of an accident.

ALARM DEVICE



Please pull the sos button, when you pull it, you will hear the alarm voice.

BATTERY CAPACITY CHECK



To check the charging status of the charger, press the capacity indicator button (9). If 4 indicators are lightning blue, the capacity is at 100%
If 3 indicators are lightning blue, the capacity is at 75%
If 2 indicators are lightning blue, the capacity is at 50%
If 1 indicator is lightning blue, the capacity is at 25%

WARNINGS

- Do not use the car charger Power Bank for anything other than its intended use.
- In case the power bank has not been used for about half a year, charge it before use for 4 hours otherwise your device will not be charging.
- Keep away from sources of heat, direct sunlight, humidity, water or other liquids.
- Disconnect it from the USB cable after charging process has completed.
- Do not use it with wet hands.
- Do not immerse in water.
- Do not subject it to strong impacts and do not throw it.
- Do not operate it under high temperature.
- Do not drop, short-circuit, modify, disassemble or puncture it.
- In case of abnormalities (bulge, heat, etc.) during charging, disconnect the USB connector, stop using it and take it to a qualified technician.
- Do not operate it if it has been wet or damaged to prevent against electrical shock, explosion and/or other injury. Improper repairs of this device may place the user at risk. All repairs should be done by a qualified technician.
- Keep its ports free from dust, lint, etc. that may prevent proper connections.
- It is not a toy. Keep out of reach of children.
- Do not charge the Power Bank and an electronic device at the same time. This will shorten the Power Bank's battery life.
- Do not place the Power Bank during charging on flammable materials such as on beds and carpets.
- Lithium-ion batteries can easily rupture, ignite, or explode when exposed to high temperatures, or direct sunlight.
- Do not disassemble or modify the battery. The battery contains safety and protection devices, which, if damaged, may cause the battery to generate heat, explode or ignite.

WARNING: You should not dispose of this device with your household waste. A selective collection system for this type of product is implemented by your local authorities. Please contact your local authorities to find out how and where collection takes place. These restrictions apply because electrical and electronic devices contain dangerous substances that have harmful effects on the environment or on human health and must be recycled. This symbol indicates that electrical and electronic devices are collected selectively. The symbol shows a waste container crossed out with an X symbol.

Importer:
SHP International
Sourcing & Trading UK
Bergstraße 6
D-96352 Wilhelmsthal

Item number: 223862

